



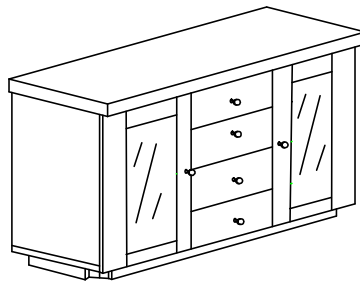
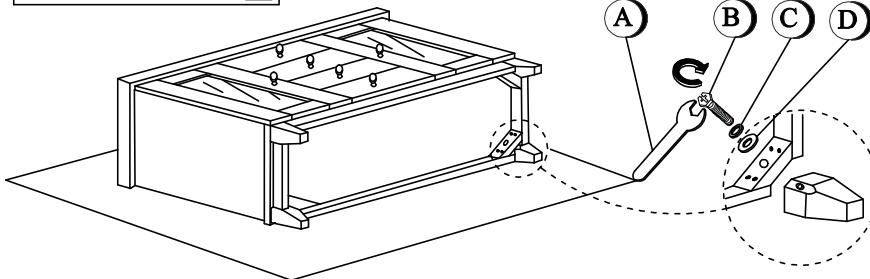


NO	Description	Drawing	Size	Q' ty
A	Wrench / Cle			1 pc
B	Hex Nut / Ecrou Hexagonal		Ø 5/16" x 60mm	4 pcs
C	Spring Washer / Rondelle D'arret		Ø M12mm	4 pcs
D	Flat Washer / Rondelle Plate		Ø M18mm	4 pcs

**Step 1 / ETAPE 1**



**Step 2 / ETAPE 2**



Remarks: Turn server upside down on a smooth, soft surface.

**Step 3 / ETAPE 3**

Remarks: Do not exceed 90° angle for open this door.

